



**MSEI LTD**  
**ACKNOWLEDGEMENT**

|                    |  |             |                          |
|--------------------|--|-------------|--------------------------|
| Acknowledgement No | : 1110202103014231                     | Date & Time | : 11/10/2021 03:01:42 PM |
| Symbol             | : STEADFAST                            |             |                          |
| Entity Name        | : STEADFAST CORPORATION LIMITED        |             |                          |
| Compliance Type    | : Regulation 31 - Shareholding pattern |             |                          |
| Quarter / Period   | : 30/09/2021                           |             |                          |
| Mode               | : E-Filing                             |             |                          |




**Format of holding of specified securities**

|   |   |                              |            |
|---|---|------------------------------|------------|
| 1 | Name of Listed Entity   | STEADFAST CORPORAION LIMITED |            |
| 2 | Scrip Code/Name of Scrip/Class of Security  | NA/STEADFAST/EQUITY          |            |
| 3 | Share Holding Pattern Filed under Reg.31(1)(a)/Reg.31(1)(b)/Reg.31(1) (c)   | Regulation 31(1)(b)          |            |
|   | a. If under 31(1)(b) then indicate the report for Quarter ending  | 30-09-21                     |            |
|   | b. If under 31(1)(c) then indicate date of allotment/extinguishment   | Not Applicable               |            |
| 4 | Declaration: The Listed entity is required to submit the following declaration to the extent of submission of information:  |                              |            |
|   | <b>Particulars</b>  | <b>Yes*</b>                  | <b>No*</b> |
|   | 1. Whether the Listed Entity has issued any partly paid up shares?  |                              | No         |
|   | 2. Whether the Listed Entity has issued any Convertible Securities or Warrants?   |                              | No         |
|   | 3. Whether the Listed Entity has any shares against which depository receipts are issued?   |                              | No         |
|   | 4. Whether the Listed Entity has any shares in locked-in?   |                              | No         |
|   | 5. Whether any shares held by promoters are pledge or otherwise encumbered?   |                              | No         |
|   | depository receipts, locked-in shares, No of shares pledged or otherwise encumbered by promoters, as applicable, shall not be displayed at the time of dissemination on the Stock Exchange website. Also wherever there is 'No' declared by Listed Entity in above table the values will be considered as 'Zero' by default on submission of the format of holding of specified securities. |                              |            |
| 5 | The tabular format for disclosure of holding of specified securities is as follows:-  |                              |            |




**Table I - Summary Statement holding of specified securities**

| Category | Category of shareholder        | Nos. of share holders | No. of fully paid up equity shares held | No. of Partly paid-up equity Shares held | No. of shares underlying Depository Receipts | Total nos. shares held | Shareholding as a % of total shares (calculated as per SCRR 1957) | Number of Voting Rights held |            | No. of Shares Underlying Outstanding convertible securities (including Warrants) | Shareholding, as assuming full conversion of convertible securities (as a percentage of diluted share capital) | Number of Shares |                                 | Number of equity shares held in dematerialized form |
|----------|--------------------------------|-----------------------|---|--|--|------------------------|---|------------------------------|------------|--|--|------------------|---------------------------------|---|
|          |                                |                       |   |  |  |                        |   | Class                        | Total      |  |  | No. (a)          | As a % of total Shares held (b) |   |
| (I)      | (II)                           | (III)                 | (IV)                                    | (V)                                      | (VI)   | (VII) = (IV)+(V)+(VI)  | (VIII) As a % of (A+B+C2)   | (IX)                         | (X)        | (XI) = (VII)+(X) As a % of (A+B+C2)  | (XII)  | (XIII)           | (XIV)                           |   |
| (A)      | Promoter & Promoter Group      | 1                     | 500000                                  | 0  | 0  | 500000                 | 7.01  | 500000                       | 7.01       | 7.01   | 0.0  | 0                | 0                               | 500000  |
| (B)      | Public                         | 6156                  | 6631000                                 | 0  | 0  | 6631000                | 92.99   | 6631000                      | 92.99      | 92.99  | 0  | 3182             | 100                             | 6305777   |
| (C)      | Non Promoter- Non Public       | 0                     | 0                                       | 0  | 0  | 0                      | 0.0   | 0                            | 0.0        | 0.0  | 0  | 0                | 0                               | 0   |
| (C1)     | Shares underlying DRs          | 0                     | 0                                       | 0  | 0  | 0                      | 0.0   | 0                            | 0.0        | 0.0  | 0  | 0                | 0                               | 0   |
| (C2)     | Shares held by Employee Trusts | 0                     | 0                                       | 0  | 0  | 0                      | 0.0   | 0                            | 0.0        | 0.0  | 0  | 0                | 0                               | 0   |
|          | <b>Total</b>                   | <b>6157</b>           | <b>7131000</b>                          | <b>0</b>                                 | <b>0</b>                                     | <b>7131000</b>         | <b>100</b>  | <b>7131000</b>               | <b>100</b> | <b>100</b>   | <b>0</b>   | <b>3182</b>      | <b>100</b>                      | <b>6805777</b>                                      |



| Category  | Table II - Statement showing shareholding pattern of the Promoter and Promoter Group |   |                                   |  |                        |   |  |                         |  |  | Number Of Equity Shares Held in Dematerialized Form |  |   |
|---|--|---|-----------------------------------|--|------------------------|---|--|-------------------------|--|--|---|--|---|
|   | (i)  | (ii)                                    | (iii)                             | (iv)   | (v)                    | (vi)  | (vii)<br>=IV+V+VI  | (viii)                  | (ix)   | (x)  |   | (xi) =<br>(vi)+(x) as a<br>% of A+B+C2           | (xii)   |
| Category of shareholder   | Nos. of shareholders   | No. of fully paid up equity shares held | Partly paid-up equity Shares held | No. of shares underlying Depository Receipts | Total nos. shares held | Shareholding % calculated as per SCRR, 1957 | Number of Voting Rights held in each class of securities |                         | No. of Shares Underlying Outstanding Convertible Securities (Including Warrants) | TOTAL Shareholding as a % assuming full conversion of convertible securities as a percentage | Number Of Locked in Shares                          | Number Of Shares Pledged Or Otherwise encumbered | Number Of Equity Shares Held in Dematerialized Form |
|   |  |   |                                   |  |                        |   | Class EQUITY   | Total as a % of (A+B+C) |  |  | No. (a)   | As a % of total Shares held (b)                  |   |
| (1) Indian  |  |   |                                   |  |                        |   |  |                         |  |  |   |  |   |
| (a) Individuals/Hindu Undivided Family                              | 0  | 0                                       | 0                                 | 0  | 0                      | 0   | 0  | 0                       | 0  | 0  | 0   | 0  | 0   |
| (b) Central Government/State  | 0  | 0                                       | 0                                 | 0  | 0                      | 0   | 0  | 0                       | 0  | 0  | 0   | 0  | 0   |
| (b) Fincial Institutions/Banks                                      | 0  | 0                                       | 0                                 | 0  | 0                      | 0   | 0  | 0                       | 0  | 0  | 0   | 0  | 0   |
| (d) Any Other   | 0  | 0                                       | 0                                 | 0  | 0                      | 0   | 0  | 0                       | 0  | 0  | 0   | 0  | 0   |
| (e) Bodies Corporate  | 0  | 0                                       | 0                                 | 0  | 0                      | 0   | 0  | 0                       | 0  | 0  | 0   | 0  | 0   |
| (f) Trust   |  |   |                                   |  |                        |   |  |                         |  |  |   |  |   |
| STEADFAST FOUNDATION  | 1  | 500000                                  | 0                                 | 0  | 500000                 | 7.01  | 500000   | 7.01                    | 7.01   | 7.01   | 0   | 0  | 500000  |
| Sub-Total(A)(1)   | 1  | 500000                                  | 0                                 | 0  | 500000                 | 7.01  | 500000   | 7.01                    | 7.01   | 7.01   | 0   | 0  | 500000  |
| (2) Foreign   |  |   |                                   |  |                        |   |  |                         |  |  |   |  |   |
| Individuals(Non Resident Foreign                                    |  |   |                                   |  |                        |   |  |                         |  |  |   |  |   |
| (a) Individuals)  | 0  | 0                                       | 0                                 | 0  | 0                      | 0   | 0  | 0                       | 0  | 0  | 0   | 0  | 0   |
| (b) Government  | 0  | 0                                       | 0                                 | 0  | 0                      | 0   | 0  | 0                       | 0  | 0  | 0   | 0  | 0   |
| (c) Institutions  | 0  | 0                                       | 0                                 | 0  | 0                      | 0   | 0  | 0                       | 0  | 0  | 0   | 0  | 0   |
| (d) Foreign Portfolio Investors                                     | 0  | 0                                       | 0                                 | 0  | 0                      | 0   | 0  | 0                       | 0  | 0  | 0   | 0  | 0   |
| (e) Any Other   | 0  | 0                                       | 0                                 | 0  | 0                      | 0   | 0  | 0                       | 0  | 0  | 0   | 0  | 0   |
| Sub-Total(A)(2)   | 0  | 0                                       | 0                                 | 0  | 0                      | 0   | 0  | 0                       | 0  | 0  | 0   | 0  | 0   |
| Total Shareholding of Promoter and Promoter Group A = (A)(1)+(A)(2) | 1  | 500000                                  | 0                                 | 0  | 500000                 | 7.01  | 500000   | 7.01                    | 7.01   | 7.01   | 0   | 0  | 500000  |





|     |   |      |         |   |   |         |       |         |       |   |   |   |   |   |   |   |   |   |   |         |
|-----|---|------|---------|---|---|---------|-------|---------|-------|---|---|---|---|---|---|---|---|---|---|---------|
| (e) | Overseas Depositories (Holding Dths) (Balancing Figure) | 0    | 0       | 0 | 0 | 0       | 0     | 0       | 0     | 0 | 0 | 0 | 0 | 0 | 0 | 0 | 0 | 0 | 0 | 0       |
| (f) | Bodies Corporate  | 79   | 586986  | 0 | 0 | 586986  | 8.23  | 586986  | 8.23  | 0 | 0 | 0 | 0 | 0 | 0 | 0 | 0 | 0 | 0 | 0       |
|     | NH SECURITIES PVT LTD                                   |      | 163369  | 0 | 0 | 163369  | 2.29  | 163369  | 2.29  | 0 | 0 | 0 | 0 | 0 | 0 | 0 | 0 | 0 | 0 | 0       |
|     | PIVOTAL ENTERPRISES PRIVATE LIMITED                     |      | 150000  | 0 | 0 | 150000  | 2.10  | 150000  | 2.10  | 0 | 0 | 0 | 0 | 0 | 0 | 0 | 0 | 0 | 0 | 0       |
|     | GRENAL INVESTMENTS & PROPERTIES PVT LTD                 |      | 111123  | 0 | 0 | 111123  | 1.56  | 111123  | 1.56  | 0 | 0 | 0 | 0 | 0 | 0 | 0 | 0 | 0 | 0 | 0       |
| (g) | Any Other   | 0    | 0       | 0 | 0 | 0       | 0     | 0       | 0     | 0 | 0 | 0 | 0 | 0 | 0 | 0 | 0 | 0 | 0 | 0       |
|     | i) Clearing Member                                      | 0    | 0       | 0 | 0 | 0       | 0     | 0       | 0     | 0 | 0 | 0 | 0 | 0 | 0 | 0 | 0 | 0 | 0 | 0       |
|     | ii) Trust   | 1    | 400     | 0 | 0 | 400     | 0.06  | 400     | 0.06  | 0 | 0 | 0 | 0 | 0 | 0 | 0 | 0 | 0 | 0 | 0       |
|     | iii) Non Resident Individuals                           | 9    | 20740   | 0 | 0 | 20740   | 0.29  | 20740   | 0.29  | 0 | 0 | 0 | 0 | 0 | 0 | 0 | 0 | 0 | 0 | 0       |
|     | iv) Non resident Individuals repatriable                | 1    | 200     | 0 | 0 | 200     | 0.003 | 200     | 0.003 | 0 | 0 | 0 | 0 | 0 | 0 | 0 | 0 | 0 | 0 | 0       |
|     | v) HUF  | 114  | 46145   | 0 | 0 | 46145   | 0.65  | 46145   | 0.65  | 0 | 0 | 0 | 0 | 0 | 0 | 0 | 0 | 0 | 0 | 0       |
|     | vi) Directors and Relatives                             | 2    | 500000  | 0 | 0 | 500000  | 7.01  | 500000  | 7.01  | 0 | 0 | 0 | 0 | 0 | 0 | 0 | 0 | 0 | 0 | 0       |
|     | a) VIVEK REDDY KEESARA                                  |      | 350000  | 0 | 0 | 350000  | 4.91  | 350000  | 4.91  | 0 | 0 | 0 | 0 | 0 | 0 | 0 | 0 | 0 | 0 | 0       |
|     | b) MAALAVIKA APPASANI                                   |      | 150000  | 0 | 0 | 150000  | 2.10  | 150000  | 2.10  | 0 | 0 | 0 | 0 | 0 | 0 | 0 | 0 | 0 | 0 | 0       |
|     | Sub-Total(B)(3)   | 6156 | 6631000 | 0 | 0 | 6631000 | 92.99 | 6631000 | 92.99 | 0 | 0 | 0 | 0 | 0 | 0 | 0 | 0 | 0 | 0 | 0       |
|     | Total Public Shareholding B = (B)(1)+(B)(2)+(B)(3)      | 6156 | 6631000 | 0 | 0 | 6631000 | 92.99 | 6631000 | 92.99 | 0 | 0 | 0 | 0 | 0 | 0 | 0 | 0 | 0 | 0 | 0       |
|     |   |      |         |   |   |         |       |         |       |   |   |   |   |   |   |   |   |   |   | 100     |
|     |   |      |         |   |   |         |       |         |       |   |   |   |   |   |   |   |   |   |   | 6305777 |
|     |   |      |         |   |   |         |       |         |       |   |   |   |   |   |   |   |   |   |   | 100     |
|     |   |      |         |   |   |         |       |         |       |   |   |   |   |   |   |   |   |   |   | 6305777 |



