

MSEI LTD
ACKNOWLEDGEMENT

Acknowledgement No	: 2007202112231231	Date & Time	: 20/07/2021 12:23:12 PM
Symbol	: STEADFAST		
Entity Name	: STEADFAST CORPORATION LIMITED		
Compliance Type	: Regulation 31 - Shareholding pattern		
Quarter / Period	: 30/06/2021		
Mode	: E-Filing		

Format of holding of specified securities

1	Name of Listed Entity	STEADFAST CORPORAION LIMITED	
2	Scrip Code/Name of Scrip/Class of Security	NA/STEADFAST/EQUITY	
3	Share Holding Pattern Filed under Reg.31(1)(a)/Reg.31(1)(b)/Reg.31(1)(c)	Regulation 31(1)(b)	
	a. If under 31(1)(b) then indicate the report for Quarter ending	30-06-2021	
	b. If under 31(1)(c) then indicate date of allotment/extinguishment	Not Applicable	
4	Declaration: The Listed entity is required to submit the following declaration to the extent of submission of information:		
	Particulars	Yes*	No*
	1. Whether the Listed Entity has issued any partly paid up shares?		No
	2. Whether the Listed Entity has issued any Convertible Securities or Warrants?		No
	3. Whether the Listed Entity has any shares against which depository receipts are issued?		No
	4. Whether the Listed Entity has any shares in locked-in?		No
	5. Whether any shares held by promoters are pledge or otherwise encumbered?		No
	depository receipts, locked-in shares, No of shares pledged or otherwise encumbered by promoters, as applicable, shall not be displayed at the time of dissemination on the Stock Exchange website. Also wherever there is 'No' declared by Listed Entity in above table the values will be considered as 'Zero' by default on submission of the format of holding of specified securities.		
5	The tabular format for disclosure of holding of specified securities is as follows:-		






Table I - Summary Statement holding of specified securities

Category	Category of shareholder	Nos. of share holders	No. of fully paid up equity shares held	No. of Partly paid-up equity Shares held	No. of shares underlying Depository Receipts	Total nos. shares held	Shareholding as a % of total no. of shares (calculated as per SCRR 1957)	Number of Voting Rights held		No. of Shares Underlying Outstanding convertible securities (including Warrants)	Shareholding, as a % assuming full conversion of convertible securities (as a percentage of diluted share capital)	Number of Shares		Number of equity shares held in dematerialized form
								Class EQUITY	Total as a % of (A+B+C)			No. (a)	As a % of total Shares held (b)	
(I)	(II)	(III)	(IV)	(V)	(VI)	(VII) = (IV)+(V)+(VI)	(VIII) As a % of (A+B+C2)	(IX)	(X)	(XI) = (VII)+(X) As a % of (A+B+C2)	(XII)	(XIII)	(XIV)	
(A)	Promoter & Promoter Group	1	500000	0	0	500000	7.01	500000	7.01	0	0	0	0	500000
(B)	Public	6156	6631000	0	0	6631000	92.99	6631000	92.99	0	0	4082	100	6305777
(C)	Non Promoter- Non Public	0	0	0	0	0	0	0	0	0	0	0	0	0
(C1)	Shares underlying DRs	0	0	0	0	0	0	0	0	0	0	0	0	0
(C2)	Shares held by Employee Trusts	0	0	0	0	0	0	0	0	0	0	0	0	0
	Total	6157	7131000	0	0	7131000	100	7131000	100	0	4082	100	6805777	





Category	Table II - Statement showing shareholding pattern of the Promoter and Promoter Group										Number Of Equity Shares Held in Dematerialized Form				
	Category of shareholder	Nos. of share holders	No. of fully paid up equity shares held	Partly paid-up equity Shares held	No. of shares underlying Depository Receipts	Total nos. shares held	Shareholding % calculated as per SCRR, 1957	Number of Voting Rights held in each class of securities				No Of Shares Underlying Outstanding Convertible Securities (Including Warrants)	TOTAL Shareholding as a % assuming full conversion of convertible securities as a percentage	Number Of Locked in Shares	Number Of Shares Pledged Or Otherwise encumbered
								Class EQUITY	Class EQUITY	Total as a % of (A+B+C)					
(i)	(ii)	(iii)	(iv)	(v)	(vi)	(vii) = (iv)+(v)+(vi)	(viii)	(ix)	(x)	(xi) = (vii)+(x) as a % of A+B+C2	(xii)	(xiii)	(xiv)		
(1) Indian															
(a) Individuals/Hindu Undivided Family	0	0	0	0	0	0	0	0	0	0	0	0	0	0	
(b) Central Government/State	0	0	0	0	0	0	0	0	0	0	0	0	0	0	
(c) Financial Institutions/Banks	0	0	0	0	0	0	0	0	0	0	0	0	0	0	
(d) Any Other	0	0	0	0	0	0	0	0	0	0	0	0	0	0	
(e) Bodies Corporate	0	0	0	0	0	0	0	0	0	0	0	0	0	0	
(f) Trust	0	0	0	0	0	0	0	0	0	0	0	0	0	0	
STEADFAST FOUNDATION	1	500000	0	0	0	500000	7.01	500000	500000	7.01	7.01	0	0	0	
Sub-Total(A)(1)	1	500000	0	0	0	500000	7.01	500000	500000	7.01	7.01	0	0	0	
Foreign															
Individuals(Non Resident Foreign															
(a) Individuals)	0	0	0	0	0	0	0	0	0	0	0	0	0	0	
(b) Government	0	0	0	0	0	0	0	0	0	0	0	0	0	0	
(c) Institutions	0	0	0	0	0	0	0	0	0	0	0	0	0	0	
(d) Foreign Portfolio Investors	0	0	0	0	0	0	0	0	0	0	0	0	0	0	
(e) Any Other	0	0	0	0	0	0	0	0	0	0	0	0	0	0	
Sub-Total(A)(2)	0	0	0	0	0	0	0	0	0	0	0	0	0	0	
Total Shareholding of Promoter and Promoter Group A = (A)(1)+(A)(2)	1	500000	0	0	0	500000	7.01	500000	500000	7.01	7.01	0	0	0	

(e)	Overseas Depositories (Holding DRs) (Balancing Figure)	0	0	0	0	0	0	0	0	0	0	0	0	0	0	0	0	0	0	0	0	0	
(f)	Bodies Corporate	82	612813	0	0	612813	8.59	612813	8.59	0	612813	8.59	0	612813	8.59	0	608913	0	0	0	0	0	0
	NH SECURITIES PVT LTD		163369	0	0	163369	2.29	163369	2.29	0	163369	2.29	0	163369	2.29	0	163369	0	0	0	0	0	0
	PIVOTAL ENTERPRISES PRIVATE LIMITED		150000	0	0	150000	2.10	150000	2.10	0	150000	2.10	0	150000	2.10	0	150000	0	0	0	0	0	0
	GRENAL INVESTMENTS & PROPERTIES PVT LTD		111123	0	0	111123	1.56	111123	1.56	0	111123	1.56	0	111123	1.56	0	111123	0	0	0	0	0	0
(g)	Any Other	0	0	0	0	0	0	0	0	0	0	0	0	0	0	0	0	0	0	0	0	0	0
	(i) Clearing Member	0	0	0	0	0	0	0	0	0	0	0	0	0	0	0	0	0	0	0	0	0	0
	(ii) Trust	1	400	0	0	400	0.006	400	0.006	0	400	0.006	0	400	0.006	0	400	0	0	0	0	0	0
	(iii) Non Resident Individuals	9	20740	0	0	20740	0.29	20740	0.29	0	20740	0.29	0	20740	0.29	0	20740	0	0	0	0	0	0
	(iv) Non resident individuals repatriable	1	200	0	0	200	0.003	200	0.003	0	200	0.003	0	200	0.003	0	200	0	0	0	0	0	0
	(v) HUF	115	46645	0	0	46645	0.65	46645	0.65	0	46645	0.65	0	46645	0.65	0	46645	0	0	0	0	0	0
	(vi) Directors and Relatives	2	500000	0	0	500000	7.01	500000	7.01	0	500000	7.01	0	500000	7.01	0	500000	0	0	0	0	0	0
	a) VIVEK REDDY KEESARA		350000	0	0	350000	4.91	350000	4.91	0	350000	4.91	0	350000	4.91	0	350000	0	0	0	0	0	0
	b) MAALAVIKA APPASANI		150000	0	0	150000	2.10	150000	2.10	0	150000	2.10	0	150000	2.10	0	150000	0	0	0	0	0	0
	Sub-Total(B)(3)	6156	6631000	0	0	6631000	92.99	6631000	92.99	0	6631000	92.99	0	6631000	92.99	0	6305777	0	0	0	0	0	0
	Total Public Shareholding B = (B)(1)+(B)(2)+(B)(3)	6156	6631000	0	0	6631000	92.99	6631000	92.99	0	6631000	92.99	0	6631000	92.99	0	6305777	0	0	0	0	0	0

