


MSEI LTD
ACKNOWLEDGEMENT

Acknowledgement No	: 1101202002584531	Date & Time	: 11/01/2020 02:58:45 PM
Symbol	: STEADFAST		
Entity Name	: STEDFAST CORPORATION LIMITED		
Compliance Type	: Regulation 31 - Shareholding pattern		
Quarter / Period	: 31/12/2019		
Mode	: F-Filing		



Format of holding of specified securities

1	Name of Listed Entity	STEADFAST CORPORATION LIMITED	
2	Scrip Code/Name of Scrip/Class of Security	NA/STEADFAST/EQUITY	
3	Share Holding Pattern Filed under Reg.31(1)(a)/Reg.31(1)(b)/Reg.31(1)(c)	Regulation 31(1)(b)	
	a. If under 31(1)(b) then indicate the report for Quarter ending	31-12-2019	
	b. If under 31(1)(c) then indicate date of allotment/extinguishment	Not Applicable	
4	Declaration: The Listed entity is required to submit the following declaration to the extent of submission of information:		
	Particulars	Yes*	No*
	1. Whether the Listed Entity has issued any partly paid up shares?		No
	2. Whether the Listed Entity has issued any Convertible Securities or Warrants?		No
	3. Whether the Listed Entity has any shares against which depository receipts are issued?		No
	4. Whether the Listed Entity has any shares in locked-in?		No
	5. Whether any shares held by promoters are pledge or otherwise encumbered?		No
	depository receipts, locked-in shares, No of shares pledged or otherwise encumbered by promoters, as applicable, shall not be displayed at the time of dissemination on the Stock Exchange website. Also wherever there is 'No' declared by Listed Entity in above table the values will be considered as 'Zero' by default on submission of the format of holding of specified securities.		
5	The tabular format for disclosure of holding of specified securities is as follows:-		





Table I - Summary Statement holding of specified securities

Category	Category of shareholder	Nos. of share holders	No. of fully paid up equity shares held	No. of Partly paid-up equity Shares held	No. of shares underlying Depository Receipts	Total nos. shares held	Shareholding as a % of total no. of shares (calculated as per SCRR 1957)	Number of Voting Rights held		No. of Shares Underlying Outstanding convertible securities (including Warrants)	Shareholding, as a % assuming conversion of convertible securities (as a percentage of diluted share capital)	Number of Shares		Number of equity shares held in dematerialized form
								Class EQUITY	Class S Y			No. (a) As a % of total Shares held (b)	No. (a) As a % of total Shares held (b)	
(I)	(II)	(III)	(IV)	(V)	(VI)	(VII) = (IV)+(V)+(VI)	(VIII) As a % of (A+B+C2)	(IX)	(X)	(XI) = (VII)+(X) As a % of (A+B+C2)	(XII)	(XIII)	(XIV)	
(A)	Promoter & Promoter Group	1	500000	0	0	500000	7.01	500000	7.01	7.01	0	0	0	500000
(B)	Public	6157	6631000	0	0	6631000	92.99	6631000	92.99	92.99	0	1000	100	6305677
(C)	Non Promoter- Non Public	0	0	0	0	0	0	0	0	0	0	0	0	0
(C1)	Shares underlying DRs	0	0	0	0	0	0	0	0	0	0	0	0	0
(C2)	Shares held by Employee Trusts	0	0	0	0	0	0	0	0	0	0	0	0	0
	Total	6158	7131000	0	0	7131000	100	7131000	100	100	0	1000	100	6805677






Table II - Statement showing shareholding pattern of the Promoter and Promoter Group

Category	Nos. of shareholders	No. of fully paid up equity shares held	Partly paid-up equity Shares held	No. of shares underlying Depository Receipts	Total nos. shares held =IV+V+VI	Shareholding % calculated as per SCRR, 1957	Number of Voting Rights held in each class of securities			No Of Shares Underlying Outstanding Convertible Securities (Including Warrants)	TOTAL Shareholding as a % assuming full conversion of convertible securities as a percentage	Number Of Shares Locked in Shares		Number Of Shares Pledged Or Otherwise encumbered	Number Of Equity Shares Held in Dematerialized Form
							Class EQUITY	Class	Total			No. (a)	As a % of total Shares held (b)		
(i)	(iii)	(iv)	(v)	(vi)	(vii)	(viii)	(ix)			(x)	(xi) = (vii)+(x) as a % of A+B+C2	(xii)	(xiii)	(xiv)	
(1) Indian															
(a) Individuals/Hindu Undivided Family	0	0	0	0	0	0	0	0	0	0	0	0	0	0	0
(b) Central Government/State	0	0	0	0	0	0	0	0	0	0	0	0	0	0	0
(b) Financial Institutions/Banks	0	0	0	0	0	0	0	0	0	0	0	0	0	0	0
(d) Any Other	0	0	0	0	0	0	0	0	0	0	0	0	0	0	0
(e) Bodies Corporate	0	0	0	0	0	0	0	0	0	0	0	0	0	0	0
(f) Trust															
STEADFAST FOUNDATION	1	500000	0	0	500000	7.01	500000	7.01	7.01	7.01	0	0	0	500000	
Sub-Total(A)(1)	1	500000	0	0	500000	7.01	500000	7.01	7.01	7.01	0	0	0	500000	
Foreign															
Individuals(Non Resident Foreign															
(a) Individuals)	0	0	0	0	0	0	0	0	0	0	0	0	0	0	0
(b) Government	0	0	0	0	0	0	0	0	0	0	0	0	0	0	0
(c) Institutions	0	0	0	0	0	0	0	0	0	0	0	0	0	0	0
(d) Foreign Portfolio Investors	0	0	0	0	0	0	0	0	0	0	0	0	0	0	0
(e) Any Other	0	0	0	0	0	0	0	0	0	0	0	0	0	0	0
Sub-Total(A)(2)	0	0	0	0	0	0	0	0	0	0	0	0	0	0	0
Total Shareholding of Promoter and Promoter Group A = (A)(1)+(A)(2)	1	500000	0	0	500000	7.01	500000	7.01	7.01	7.01	0	0	0	500000	




Table III - Statement showing shareholding pattern of the Public shareholder

Category	Nos. of shareholders	No. of fully paid up equity shares held	Partly paid-up equity shares held	No. of shares underlying Depository Receipts	Total nos. shares held = (IV+V+VI)	Share holding % calculated as per SCRR, 1957	Number of Voting Rights held in each class of securities			No Of Outstanding Underlying Convertible Securities (Including Warrants)	TOTAL Shareholding as a % assuming full conversion of convertible securities as a percentage	Number Of Locked in Shares		Number Of Shares Pledged Or Otherwise encumbered		Number Of Equity Shares Held in Dematerialized Form
							Class EQUITY	Class Y	Total as a % of (A+B+C)			No. (a) As a % of total Shares held (b)	No. (a) As a % of total Shares held (b)	No. (a) As a % of total Shares held (b)		
(I)	(III)	(IV)	(V)	(VI)	(VII)	(VII)	(IX)	(X)	(XI)	(XII)	(XII)	(XIII)	(XIV)			
(1) Institutions																
(a) Mutual Funds/UTI	0	0	0	0	0	0	0	0	0	0	0	0	0	0	0	0
(b) Venture Capital Funds	0	0	0	0	0	0	0	0	0	0	0	0	0	0	0	0
(c) Alternate Investment Funds	0	0	0	0	0	0	0	0	0	0	0	0	0	0	0	0
(d) Foreign Venture Capital Funds	0	0	0	0	0	0	0	0	0	0	0	0	0	0	0	0
(e) Foreign Portfolio Investors – Individual (FPI)	0	0	0	0	0	0	0	0	0	0	0	0	0	0	0	0
(f) Foreign Portfolio Investors – Corporate (FPI)	0	0	0	0	0	0	0	0	0	0	0	0	0	0	0	0
(g) Financial Institutions/Banks	0	0	0	0	0	0	0	0	0	0	0	0	0	0	0	0
(h) Insurance Companies	0	0	0	0	0	0	0	0	0	0	0	0	0	0	0	0
(i) Provident Funds / Pension Funds	0	0	0	0	0	0	0	0	0	0	0	0	0	0	0	0
(j) Any Other	0	0	0	0	0	0	0	0	0	0	0	0	0	0	0	0
(k) Foreign Institutional Investors	0	0	0	0	0	0	0	0	0	0	0	0	0	0	0	0
(l) Qualified Foreign Investor	0	0	0	0	0	0	0	0	0	0	0	0	0	0	0	0
(m) Qualified Foreign Investor-Corporate	0	0	0	0	0	0	0	0	0	0	0	0	0	0	0	0
(n) Foreign Bodies Corp	0	0	0	0	0	0	0	0	0	0	0	0	0	0	0	0
(o) Foreign Nation	0	0	0	0	0	0	0	0	0	0	0	0	0	0	0	0
Sub-Total(B)(1)	0	0	0	0	0	0	0	0	0	0	0	0	0	0	0	0
Central Government/State Government(s)	0	0	0	0	0	0	0	0	0	0	0	0	0	0	0	0
Sub-Total(B)(2)	0	0	0	0	0	0	0	0	0	0	0	0	0	0	0	0
(3) Non Institutions																
(a) Individual Shareholders holding nominal share capital upto 2Lakh	6044	1705613	0	0	1705613	23.92	1705613	0	1705613	23.92	0	0	0	100	1423390	
(b) Individual Shareholders holding nominal share capital in excess of 2Lakh	19	3811934	0	0	3811934	53.46	3811934	0	3811934	53.46	0	0	0	0	3771934	
C AKHILESH REDDY		496500	0	0	496500	6.963	496500	0	496500	6.963	0	0	0	0	496500	
JAYALATA KONDA		485785	0	0	485785	6.812	485785	0	485785	6.812	0	0	0	0	485785	
APPASANI SESHAGIRI RAO		476000	0	0	476000	6.675	476000	0	485785	6.675	0	0	0	0	476000	
CHANDRASEKHAR VELAGALA		350000	0	0	350000	4.908	350000	0	350000	4.908	0	0	0	0	350000	
SULOCHANA ATURI		350000	0	0	350000	4.908	350000	0	350000	4.908	0	0	0	0	350000	
ANUMOLU GOURI PRABHAKAR		350000	0	0	350000	4.908	350000	0	350000	4.908	0	0	0	0	350000	
MATTAPARTHY VENKATESWARA RAO		295134	0	0	295134	4.139	295134	0	295134	4.139	0	0	0	0	251134	
NAGOTU PRATAP		250000	0	0	250000	3.506	250000	0	250000	3.506	0	0	0	0	250000	
PRASANTI VELAGALA		350000	0	0	350000	4.908	350000	0	350000	4.908	0	0	0	0	350000	
RAVALI ATURI		150000	0	0	150000	2.103	150000	0	150000	2.103	0	0	0	0	150000	

