


MSEI LTD
ACKNOWLEDGEMENT

Acknowledgement No	: 0901201910580931	Date & Time	: 09/01/2019 10:58:09 AM
Symbol	: STEADFAST		
Entity Name	: STEADFAST CORPORATION LIMITED		
Compliance Type	: Regulation 31 - Shareholding pattern		
Quarter / Period	: 31/12/2018		
Mode	: E-Filing		



Format of holding of specified securities

1	Name of Listed Entity	STEADFAST CORPORAION LIMITED	
2	Scrip Code/Name of Scrip/Class of Security		
3	Share Holding Pattern Filed under Reg.31(1)(a)/Reg.31(1)(b)/Reg.31(1) (c) a. If under 31(1)(b) then indicate the report for Quarter ending b. If under 31(1)(c) then indicate date of allotment/extinguishment	Regulation 31(1)(b) 31-12-2018 Not Applicable	
4	Declaration: The Listed entity is required to submit the following declaration to the extent of submission of information:		
	Particulars	Yes*	No*
1.	Whether the Listed Entity has issued any partly paid up shares?		No
2.	Whether the Listed Entity has issued any Convertible Securities or Warrants?		No
3.	Whether the Listed Entity has any shares against which depository receipts are issued?		No
4.	Whether the Listed Entity has any shares in locked-in?		No
5.	Whether any shares held by promoters are pledge or otherwise encumbered?		No
	depository receipts, locked-in shares, No of shares pledged or otherwise encumbered by promoters, as applicable, shall not be displayed at the time of dissemination on the Stock Exchange website. Also wherever there is 'No' declared by Listed Entity in above table the values will be considered as 'Zero' by default on submission of the format of holding of specified securities.		
5	The tabular format for disclosure of holding of specified securities is as follows:-		





Table I - Summary Statement holding of specified securities

Category	Category of shareholder	Nos. of share holders	No. of fully paid up equity shares held	No. of Partly paid-up equity Shares held	No. of shares underlying Depository Receipts	Total nos. shares held	Shareholding as a % of total no. of shares (calculated as per SCRR 1957)	Number of Voting Rights held		No. of Shares Underlying Outstanding convertible securities (including Warrants)	Shareholding, as a % assuming full conversion of convertible securities (as a percentage of diluted share capital)	Number of Shares		Number of equity shares held in dematerialized form
								Class EQUITY	Class Preference			No. (a)	As a % of total Shares held (b)	
(I)	(II)	(III)	(IV)	(V)	(VI)	(VII) = (IV)+(V)+(VI)	(VIII) As a % of (A+B+C2)	(IX)	(X)	(XI) = (VII)+(X) As a % of (A+B+C2)	(XII)	(XIII)	(XIV)	
(A)	Promoter & Promoter Group	1	500000	0	0	500000	7.01	500000	7.01	7.01	0	0	0	500000
(B)	Public	6185	6631000	0	0	6631000	92.99	6631000	92.99	92.99	0	1000	100	6305577
(C)	Non Promoter- Non Public	0	0	0	0	0	0	0	0	0	0	0	0	0
(C1)	Shares underlying DRs	0	0	0	0	0	0	0	0	0	0	0	0	0
(C2)	Shares held by Employee Trusts	0	0	0	0	0	0	0	0	0	0	0	0	0
	Total	6186	7131000	0	0	7131000	100	7131000	100	100	0	1000	100	6805577






Table II - Statement showing shareholding pattern of the Promoter and Promoter Group															
Category	Category of shareholder	Nos. of share holders	No. of fully paid up equity shares held	Partly paid-up equity Shares held	No. of shares underlying Depository Receipts	Total nos. shares held	Shareholding % calculated as per SCRR, 1957	Number of Voting Rights held in each class of securities			No Of Shares Underlying Outstanding Convertible Securities (Including Warrants)	TOTAL Shareholding assuming full conversion of convertible securities as a percentage	Number Of Shares Pledged Or Otherwise encumbered		Number Of Equity Shares Held in Dematerialized Form
								Class EQUITY	Class Y	Total as a % of (A+B+C)			No. Locked in Shares (a)	As a % of total Shares held (b)	
(1)	(ii)	(iii)	(iv)	(v)	(vi)	(vii) =IV+V+VI	(viii)	(ix)			(x)	(xi) = (vii)+(x) as a % of A+B+C2	(xii)	(xiii)	(xiv)
(1)	Indian														
(a)	Individuals/Hindu Undivided Family	0	0	0	0	0	0	0	0	0	0	0	0	0	0
(b)	Central Government/State	0	0	0	0	0	0	0	0	0	0	0	0	0	0
(b)	Fincial Institutions/Banks	0	0	0	0	0	0	0	0	0	0	0	0	0	0
(d)	Any Other	0	0	0	0	0	0	0	0	0	0	0	0	0	0
(e)	Bodies Corporate	0	0	0	0	0	0	0	0	0	0	0	0	0	0
(f)	Trust														
	STEADFAST FOUNDATION	1	500000	0	0	500000	7.01	500000	7.01	7.01	7.01	0	0	0	500000
	Sub-Total(A)(1)	1	500000	0	0	500000	7.01	500000	7.01	7.01	7.01	0	0	0	500000
(2)	Foreign														
	Individuals(Non Resident Foreign														
(a)	Individuals)	0	0	0	0	0	0	0	0	0	0	0	0	0	0
(b)	Government	0	0	0	0	0	0	0	0	0	0	0	0	0	0
(c)	Institutions	0	0	0	0	0	0	0	0	0	0	0	0	0	0
(d)	Foreign Porfolio Investors	0	0	0	0	0	0	0	0	0	0	0	0	0	0
(e)	Any Other	0	0	0	0	0	0	0	0	0	0	0	0	0	0
	Sub-Total(A)(2)	0	0	0	0	0	0	0	0	0	0	0	0	0	0
	Total Shareholding of Promoter and Promoter Group A = (A)(1)+(A)(2)	1	500000	0	0	500000	7.01	500000	7.01	7.01	7.01	0	0	0	500000




Table III - Statement showing shareholding pattern of the Public shareholder

Category	Category of shareholder	Nos. of share holders	No. of fully paid up shares held	Partly paid-up equity shares held	No. of shares underlying Depository Receipts	Total nos. shares held =IV+V+VI	Share holding % calculated as per SCRR, 1957	Number of Voting Rights held in each class of securities			No Of Shares Underlying Outstanding Convertible Securities (Including Warrants)	TOTAL Shareholding as a % assuming full conversion of convertible securities as a percentage	Number of Locked in Shares		Number of Shares Pledged Or Otherwise encumbered		Number Of Equity Shares Held in Dematerialized Form
								Class EQUITY	Class Y	Total as a % of (A+B+C)			(X)	(XI) = (VII)+(X) as a % of A+B+C2	(XII)	(XIII)	
(1)		(iii)	(iv)	(v)	(vi)	(vii) =IV+V+VI	(viii)	(ix)	(x)	(xi) = (vii)+(x) as a % of A+B+C2	(xii)	(xiii)	(xiv)				
(1)	Institutions				0	0	0	0	0	0	0	0	0	0	0	0	0
(a)	Mutual Funds/UTI	0	0	0	0	0	0	0	0	0	0	0	0	0	0	0	0
(b)	Venture Capital Funds	0	0	0	0	0	0	0	0	0	0	0	0	0	0	0	0
(c)	Alternate Investment Funds	0	0	0	0	0	0	0	0	0	0	0	0	0	0	0	0
(d)	Foreign Venture Capital Funds	0	0	0	0	0	0	0	0	0	0	0	0	0	0	0	0
(e)	Foreign Portfolio Investors - Individual (FPI)	0	0	0	0	0	0	0	0	0	0	0	0	0	0	0	0
(f)	Foreign Portfolio Investors - Corporate (FPI)	0	0	0	0	0	0	0	0	0	0	0	0	0	0	0	0
(g)	Financial Institutions/Banks	0	0	0	0	0	0	0	0	0	0	0	0	0	0	0	0
(h)	Insurance Companies	0	0	0	0	0	0	0	0	0	0	0	0	0	0	0	0
(i)	Provident Funds / Pension Funds	0	0	0	0	0	0	0	0	0	0	0	0	0	0	0	0
(j)	Any Other	0	0	0	0	0	0	0	0	0	0	0	0	0	0	0	0
(k)	Foreign Institutional Investors	0	0	0	0	0	0	0	0	0	0	0	0	0	0	0	0
(l)	Qualified Foreign Investor	0	0	0	0	0	0	0	0	0	0	0	0	0	0	0	0
(m)	Qualified Foreign Investor-Corporate	0	0	0	0	0	0	0	0	0	0	0	0	0	0	0	0
(n)	Foreign Bodies Corp	0	0	0	0	0	0	0	0	0	0	0	0	0	0	0	0
(o)	Foreign Nation	0	0	0	0	0	0	0	0	0	0	0	0	0	0	0	0
	Sub-Total(B)(1)	0	0	0	0	0	0	0	0	0	0	0	0	0	0	0	0
B1C	Central Government/State Government(s)	0	0	0	0	0	0	0	0	0	0	0	0	0	0	0	0
	Sub-Total(B)(2)	0	0	0	0	0	0	0	0	0	0	0	0	0	0	0	0
(3)	Non Institutions																
(a)	Individual Shareholders holding nominal share capital upto 2Lakh	6069	1706213	0	0	1706213	23.93	1706213	0	1706213	23.93	0	0	100	1423890		
(b)	Individual Shareholders holding nominal share capital in excess of 2Lakh	22	4311934	0	0	4311934	60.47	4311934	0	4311934	60.47	0	0	0	0	4271934	
	C AKHILESH REDDY		496500	0	0	496500	6.963	496500	0	496500	6.963	0	0	0	0	496500	
	JAYALATA KONDA		485785	0	0	485785	6.812	485785	0	485785	6.812	0	0	0	0	485785	
	APPASANI SHESHAGIRI RAO		476000	0	0	476000	6.675	476000	0	476000	6.675	0	0	0	0	476000	
	CHANDRASEKHAR VELAGALA		350000	0	0	350000	4.908	350000	0	350000	4.908	0	0	0	0	350000	
	VIVEK REDDY KEESARA		350000	0	0	350000	4.908	350000	0	350000	4.908	0	0	0	0	350000	
	SULOCHANA ATLURI		350000	0	0	350000	4.908	350000	0	350000	4.908	0	0	0	0	350000	

	ANUMOLU GOURI PRABHAKAR	350000	0	0	350000	4,908	350000	4,908	0	4,908	0	0	0	350000
	MATTAPARTHY VENKATESWARA RAO	295134	0	0	295134	4,139	295134	4,139	0	4,139	0	0	0	255134
	MAGOTU PRATAP	250000	0	0	250000	3,506	250000	3,506	0	3,506	0	0	0	250000
	SEETARAMAIAH DUGGINENI	200000	0	0	200000	2,805	200000	2,805	0	2,805	0	0	0	200000
	PRASANTI VELAGALA	150000	0	0	150000	2,103	150000	2,103	0	2,103	0	0	0	150000
	MAALAVIKA APPASANI	150000	0	0	150000	2,103	150000	2,103	0	2,103	0	0	0	150000
	RAVALI ATLURI	150000	0	0	150000	2,103	150000	2,103	0	2,103	0	0	0	150000
(c)	NBFCs Registered with RBI	0	0	0	0	0	0	0	0	0	0	0	0	0
(d)	Employee Trusts	0	0	0	0	0	0	0	0	0	0	0	0	0
	Overseas Depositories (Holding DRs)													
(e)	(Balancing Figure)	0	0	0	0	0	0	0	0	0	0	0	0	0
(f)	Any Other	0	0	0	0	0	0	0	0	0	0	0	0	0
(g)	Bodies Corporate	86	612113	0	612113	8,580	612113	8,580	0	8,580	0	0	0	609013
	NH SECURITIES PVT LTD		163369	0	163369	2,291	163369	2,291	0	2,291	0	0	0	163369
	PIVOTAL ENTERPRISES PRIVATE LIMITED		150000	0	150000	2,103	150000	2,103	0	2,103	0	0	0	150000
	GRNAL INVESTMENTS & PROPERTIES													
	PVT LTD		111123	0	111123	1,558	111123	1,558	0	1,558	0	0	0	111123
(h)	Clearing Member	0	0	0	0	0	0	0	0	0	0	0	0	0
(i)	Trust	0	0	0	0	0	0	0	0	0	0	0	0	0
(j)	Non Resident Individuals	8	740	0	740	0.01	740	0.01	0	0.01	0	0	0	0.740
	Sub-Total(B)(3)	6185	6631000	0	6631000	92.99	6631000	92.99	0	92.99	0	0	0	100 5829577
	Total Public Shareholding B = (B)(1)+(B)(2)+(B)(3)	6185	6631000	0	6631000	92.99	6631000	92.99	0	92.99	0	0	0	100 5829577

