


MSEI LTD
ACKNOWLEDGEMENT

Acknowledgement No	: 1410201903191331	Date & Time	: 14/10/2019 03:19:13 PM
Symbol	: STEADFAST		
Entity Name	: STEDFAST CORPORATION LIMITED		
Compliance Type	: Regulation 31 - Shareholding pattern		
Quarter / Period	: 30/09/2019		
Mode	: E-Filing		



Format of holding of specified securities

1	Name of Listed Entity	STEADFAST CORPORAION LIMITED	
2	Scrip Code/Name of Scrip/Class of Security		
3	Share Holding Pattern Filed under Reg.31(1)(a)/Reg.31(1)(b)/Reg.31(1) (c) a. If under 31(1)(b) then indicate the report for Quarter ending b. If under 31(1)(c) then indicate date of allotment/extinguishment	Regulation 31(1)(b) 30-09-2019 Not Applicable	
4	Declaration: The Listed entity is required to submit the following declaration to the extent of submission of information:		
	Particulars	Yes*	No*
1.	Whether the Listed Entity has issued any partly paid up shares?		No
2.	Whether the Listed Entity has issued any Convertible Securities or Warrants?		No
3.	Whether the Listed Entity has any shares against which depository receipts are issued?		No
4.	Whether the Listed Entity has any shares in locked-in?		No
5.	Whether any shares held by promoters are pledge or otherwise encumbered?		No
	depository receipts, locked-in shares, No of shares pledged or otherwise encumbered by promoters, as applicable, shall not be displayed at the time of dissemination on the Stock Exchange website. Also wherever there is 'No' declared by Listed Entity in above table the values will be considered as 'Zero' by default on submission of the format of holding of specified securities.		
5	The tabular format for disclosure of holding of specified securities is as follows:-		




Table I - Summary Statement holding of specified securities

Category	Category of shareholder	Nos. of share holders	No. of fully paid up equity shares held	No. of Partly paid-up equity Shares held	No. of shares underlying Depository Receipts	Total nos. shares held	Shareholding as a % of total shares (calculated as per SCRR 1957)	Number of Voting Rights held			No. of Shares Underlying Outstanding convertible securities (including Warrants)	Shareholding, as assuming full conversion of convertible securities (as a percentage of diluted share capital)	Number of Shares		Number of equity shares held in dematerialized form
								Class EQUITY	Class Y	Total			As a % of total Shares held (b)	No. (a)	
(I)	(II)	(III)	(IV)	(V)	(VI)	(VII) = (IV)+(V)+(VI)	(VIII) As a % of (A+B+C2)	(IX)	(X)	(XI) = (VII)+(X) As a % of (A+B+C2)	(XII)	(XIII)	(XIV)		
(A)	Promoter & Promoter Group	1	500000	0	0	500000	7.01	500000	7.01	7.01	0	0	0	500000	
(B)	Public	6159	6631000	0	0	6631000	92.99	6631000	92.99	92.99	0	1000	100	6305777	
(C)	Non Promoter- Non Public	0	0	0	0	0	0	0	0	0	0	0	0	0	
(C1)	Shares underlying DRs	0	0	0	0	0	0	0	0	0	0	0	0	0	
(C2)	Shares held by Employee Trusts	0	0	0	0	0	0	0	0	0	0	0	0	0	
	Total	6160	7131000	0	0	7131000	100	7131000	100	100	0	1000	100	6805777	






Table II - Statement showing shareholding pattern of the Promoter and Promoter Group

Category	Category of shareholder	Pan Number	Nos. of share holders	No. of fully paid up equity shares held	Partly paid-up equity Shares held	No. of shares underlying Depository Receipts	Total nos. shares held =IV+V+VI	Shareholding % calculated as per SCRR, 1957	Number of Voting Rights held in each class of securities			No of Shares Underlying Outstanding Convertible Securities (Including Warrants)	TOTAL Shareholding as a % assuming full conversion of convertible securities as a percentage	Number of Shares Locked in		Number of Shares Pledged Or Otherwise encumbered	Number Of Equity Shares Held in Dematerialized Form
									Class EQUITY	Class EQUITY	Total as a % of (A+B+C)			No. (a)	As a % of total Shares held (b)		
(i)	(ii)	(iii)	(iv)	(v)	(vi)	(vii)	(viii)	(ix)	(x)	(xi) = (vii)+(x) as a % of A+B+C2	(xii)	(xiii)	(xiv)				
(1)	Indian																
(a)	Individuals/Hindu Undivided Family		0	0	0	0	0	0	0	0	0	0	0	0	0	0	0
(b)	Central Government/State		0	0	0	0	0	0	0	0	0	0	0	0	0	0	0
(b)	Financial Institutions/Banks		0	0	0	0	0	0	0	0	0	0	0	0	0	0	0
(d)	Any Other		0	0	0	0	0	0	0	0	0	0	0	0	0	0	0
(e)	Bodies Corporate		0	0	0	0	0	0	0	0	0	0	0	0	0	0	0
(f)	Trust																
	STEADFAST FOUNDATION		1	500000	0	0	500000	7.01	500000	7.01	7.01	7.01	0	0	0	0	500000
	Sub-Total(A)(1)		1	500000	0	0	500000	7.01	500000	7.01	7.01	7.01	0	0	0	0	500000
(2)	Foreign																
(a)	Individuals(Non Resident Foreign Individuals)		0	0	0	0	0	0	0	0	0	0	0	0	0	0	0
(b)	Government		0	0	0	0	0	0	0	0	0	0	0	0	0	0	0
(c)	Institutions		0	0	0	0	0	0	0	0	0	0	0	0	0	0	0
(d)	Foreign Portfolio Investors		0	0	0	0	0	0	0	0	0	0	0	0	0	0	0
(e)	Any Other		0	0	0	0	0	0	0	0	0	0	0	0	0	0	0
	Sub-Total(A)(2)		0	0	0	0	0	0	0	0	0	0	0	0	0	0	0
	Total Shareholding of Promoter and Promoter Group A = (A)(1)+(A)(2)		1	500000	0	0	500000	7.01	500000	7.01	7.01	7.01	0	0	0	0	500000




Table III - Statement showing shareholding pattern of the Public shareholder

Category	Category of shareholder	Pan Number	Nos. of share holders	No. of fully paid up equity shares held	Partly paid-up equity Shares held	No. of shares underlying Depository Receipts	Total nos. shares held	Share holding % calculated as per SCRR, 1957	Number of Voting Rights held in each class of securities			TOTAL Shareholding as a % assuming full conversion of convertible securities as a percentage	Number Of Locked in Shares	Number Of Shares Pledged Or Otherwise encumbered	Number Of Equity Shares Held in Dematerialized Form
									Class EQUITY	Class Y	Total as a % of (A+B+C)				
(i)	(ii)	(iii)	(iv)	(v)	(vi)	(vii)	(viii)	(ix)	(x)	(xi)	(xii)	(xiii)	(xiv)		
(L)	Institutions		0	0	0	0	0	0	0	0	0	0	0	0	
(a)	Mutual Funds/UTI		0	0	0	0	0	0	0	0	0	0	0	0	
(b)	Venture Capital Funds		0	0	0	0	0	0	0	0	0	0	0	0	
(c)	Alternate Investment Funds		0	0	0	0	0	0	0	0	0	0	0	0	
(d)	Foreign Venture Capital Funds		0	0	0	0	0	0	0	0	0	0	0	0	
(e)	Foreign Portfolio Investors - Individual (FPI)		0	0	0	0	0	0	0	0	0	0	0	0	
(f)	Foreign Portfolio Investors - Corporate (FPI)		0	0	0	0	0	0	0	0	0	0	0	0	
(g)	Financial Institutions/Banks		0	0	0	0	0	0	0	0	0	0	0	0	
(h)	Insurance Companies		0	0	0	0	0	0	0	0	0	0	0	0	
(i)	Provident Funds / Pension Funds		0	0	0	0	0	0	0	0	0	0	0	0	
(j)	Any Other		0	0	0	0	0	0	0	0	0	0	0	0	
(k)	Foreign Institutional Investors		0	0	0	0	0	0	0	0	0	0	0	0	
(l)	Qualified Foreign Investor		0	0	0	0	0	0	0	0	0	0	0	0	
(m)	Qualified Foreign Investor-Corporate		0	0	0	0	0	0	0	0	0	0	0	0	
(n)	Foreign Bodies Corp		0	0	0	0	0	0	0	0	0	0	0	0	
(o)	Foreign Nation		0	0	0	0	0	0	0	0	0	0	0	0	
	Sub-Total(B)(1)		0	0	0	0	0	0	0	0	0	0	0	0	
B1C	Central Government/State Government(s)		0	0	0	0	0	0	0	0	0	0	0	0	
	Sub-Total(B)(2)		0	0	0	0	0	0	0	0	0	0	0	0	
(B)	Non Institutions		0	0	0	0	0	0	0	0	0	0	0	0	
(a)	Individual ShareHolders holding nominal share capital upto 2Lakh		6046	1706413	0	1706413	2393	1706413	2393	0	0	0	1000	1001	
(b)	Individual ShareHolders holding nominal share capital in excess of 2Lakh		19	3811934	0	3811934	5346	3811934	5346	0	0	0	0	3771934	
	C. AKHILESH REDDY			496500	0	496500	6963	496500	6963	0	0	0	0	496500	
	JAYALATA KONDA			485785	0	485785	6812	485785	6812	0	0	0	0	485785	
	APPASANI SESHAGIRI RAO			476000	0	476000	6675	476000	6675	0	0	0	0	476000	
	CHANDRASEKHAR VELAGALA			350000	0	350000	4908	350000	4908	0	0	0	0	350000	
	SULOCHANA ATLURI			350000	0	350000	4908	350000	4908	0	0	0	0	350000	
	ANUMOLU GOURI PRABHAKAR			350000	0	350000	4908	350000	4908	0	0	0	0	350000	
	MATTAPARTHY VENKATESWARA RAO			295134	0	295134	4139	295134	4139	0	0	0	0	255134	
	NAGOTU PRATAP			250000	0	250000	3506	250000	3506	0	0	0	0	250000	
	PRASANTI VELAGALA			350000	0	350000	4908	350000	4908	0	0	0	0	350000	
	RAVALI ATLURI			150000	0	150000	2103	150000	2103	0	0	0	0	150000	

