


**MSEI LTD**  
**ACKNOWLEDGEMENT**

Acknowledgement No	: 1207201904233731	Date & Time	: 12/07/2019 04:23:37 PM
Symbol	: STEADFAST		
Entity Name	: STEDFAST CORPORATION LIMITED		
Compliance Type	: Regulation 31 - Shareholding pattern		
Quarter / Period	: 30/06/2019		
Mode	: E-Filing		



**Format of holding of specified securities**

1	Name of Listed Entity	STEADFAST CORPORAION LIMITED	
2	Scrip Code/Name of Scrip/Class of Security		
3	Share Holding Pattern Filed under Reg.31(1)(a)/Reg.31(1)(b)/Reg.31(1) (c) a. If under 31(1)(b) then indicate the report for Quarter ending b. If under 31(1)(c) then indicate date of allotment/extinguishment	Regulation 31(1)(b) 30-06-2019 Not Applicable	
4	Declaration: The Listed entity is required to submit the following declaration to the extent of submission of information:		
	<b>Particulars</b>	<b>Yes*</b>	<b>No*</b>
	1. Whether the Listed Entity has issued any partly paid up shares?		No
	2. Whether the Listed Entity has issued any Convertible Securities or Warrants?		No
	3. Whether the Listed Entity has any shares against which depository receipts are issued?		No
	4. Whether the Listed Entity has any shares in locked-in?		No
	5. Whether any shares held by promoters are pledge or otherwise encumbered?		No
	depository receipts, locked-in shares, No of shares pledged or otherwise encumbered by promoters, as applicable, shall not be displayed at the time of dissemination on the Stock Exchange website. Also wherever there is 'No' declared by Listed Entity in above table the values will be considered as 'Zero' by default on submission of the format of holding of specified securities.		
5	The tabular format for disclosure of holding of specified securities is as follows:-		






Table I - Summary Statement holding of specified securities

Category	Category of shareholder	Nos. of share holders	No. of fully paid up equity shares held	No. of Partly paid-up equity Shares held	No. of shares underlying Depository Receipts	Total nos. shares held	Shareholding as a % of total no. of shares (calculated as per SCRR 1957)	Number of Voting Rights held			No. of Shares Underlying Outstanding convertible securities (including Warrants)	Shareholding, as a % assuming full conversion of convertible securities (as a percentage of diluted share capital)	Number of		Number of Shares held in dematerialized form
								Class EQUITY	Class Y	Total			No. (a)	As a % of total Shares held (b)	
(I)	(II)	(III)	(IV)	(V)	(VI)	(VII) = (IV)+(V)+(VI)	(VIII) As a % of (A+B+C2)	(IX)	(X)	(XI) = (VII)+(X) As a % of (A+B+C2)	(XII)	(XIII)	(XIV)		
(A)	Promoter & Promoter Group	1	500000	0	0	500000	7.01	500000	7,010	7.01	0	0	0	500000	
(B)	Public	6159	6631000	0	0	6631000	92.99	6631000	92,990	92.99	0	1000	100	6305677	
(C)	Non Promoter- Non Public	0	0	0	0	0	0	0	0	0	0	0	0	0	
(C1)	Shares underlying DRs	0	0	0	0	0	0	0	0	0	0	0	0	0	
(C2)	Shares held by Employee Trusts	0	0	0	0	0	0	0	0	0	0	0	0	0	
	<b>Total</b>	<b>6160</b>	<b>7131000</b>	<b>0</b>	<b>0</b>	<b>7131000</b>	<b>100</b>	<b>7131000</b>	<b>100</b>	<b>100</b>	<b>0</b>	<b>1000</b>	<b>100</b>	<b>6805677</b>	



**Table II - Statement showing shareholding pattern of the Promoter and Promoter Group**

Category	Category of shareholder	Pan Number	Nos. of share holders	No. of fully paid up equity shares held	Partly paid-up equity Shares held	No. of shares underlying Depository Receipts	Total nos. shares held =IV+V+VI	Shareholding % calculated as per SCRR, 1957	Number of Voting Rights held in each class of securities			No Of Shares Underlying Outstanding Convertible Securities (Including Warrants)	TOTAL Shareholding as a % assuming full conversion of convertible securities as a percentage	Number Of Locked in Shares		Number Of Shares Pledged Or Otherwise encumbered		Number Of Equity Shares Held in Dematerialized Form
									Class EQUITY	Class EQUITY	Total			No. (a)	As a % of total Shares held (b)	No. (a)	As a % of total Shares held (b)	
(1)	(II)	(III)	(IV)	(V)	(VI)	(VII)	(VIII)	(IX)	(X)	(XI) = (VII)+(X) as a % of A+B+C2	(XII)	(XIII)	(XIV)					
(1)	Indian																	
(a)	Individuals/Hindu Undivided Family		0	0	0	0	0	0	0	0	0	0	0	0	0	0	0	0
(b)	Central Government/State		0	0	0	0	0	0	0	0	0	0	0	0	0	0	0	0
(b)	Financial Institutions/Banks		0	0	0	0	0	0	0	0	0	0	0	0	0	0	0	0
(d)	Any Other		0	0	0	0	0	0	0	0	0	0	0	0	0	0	0	0
(e)	Bodies Corporate		0	0	0	0	0	0	0	0	0	0	0	0	0	0	0	0
(f)	Trust																	
	STEADFAST FOUNDATION	1	500000	0	0	500000	7.01	500000	7.01	500000	7.01	0	7.01	0	0	0	0	500000
	Sub-Total(A)(1)	1	500000	0	0	500000	7.01	500000	7.01	500000	7.01	0	7.01	0	0	0	0	500000
(2)	Foreign																	
	Individuals(Non Resident Foreign Individuals)		0	0	0	0	0	0	0	0	0	0	0	0	0	0	0	0
(b)	Government		0	0	0	0	0	0	0	0	0	0	0	0	0	0	0	0
(c)	Institutions		0	0	0	0	0	0	0	0	0	0	0	0	0	0	0	0
(d)	Foreign Portfolio Investors		0	0	0	0	0	0	0	0	0	0	0	0	0	0	0	0
(e)	Any Other		0	0	0	0	0	0	0	0	0	0	0	0	0	0	0	0
	Sub-Total(A)(2)	0	0	0	0	0	0	0	0	0	0	0	0	0	0	0	0	0
	Total Shareholding of Promoter and Promoter Group A = (A)(1)+(A)(2)	1	500000	0	0	500000	7.01	500000	7.01	500000	7.01	0	7.01	0	0	0	0	500000






Table III - Statement showing shareholding pattern of the Public shareholder

Category	Category of shareholder	Pan Number	Nos. of share holders	No. of fully paid up equity shares held	Partly paid-up equity shares held	No. of shares underlying Depository Receipts	Total nos. shares held (VII) = IV+V+VI	Share holding % calculated as per SCRR, 1957	Number of Voting Rights held in each class of securities			No Of Shares Underlying Outstanding Convertible Securities (Including Warrants)	TOTAL Shareholding as a % assuming full conversion of convertible securities as a percentage	Number Of Locked in Shares		Number Of Shares Pledged Or Otherwise encumbered	Number Of Equity Shares Held in Dematerialized Form
									Class EQUITY	Class Y	Total as a % of (A+B+C)			No. (a) As a % of total Shares held (b)	No. (a) As a % of total Shares held (b)		
(i)		(ii)	(iii)	(iv)	(v)	(vi)	(vii)	(viii)	(ix)	(x)	(xi)	(xii)	(xiv)				
(1)	Institutions																
(a)	Mutual Funds/UTI		0	0	0	0	0	0	0	0	0	0	0	0	0	0	0
(b)	Venture Capital Funds		0	0	0	0	0	0	0	0	0	0	0	0	0	0	0
(c)	Alternate Investment Funds		0	0	0	0	0	0	0	0	0	0	0	0	0	0	0
(d)	Foreign Venture Capital Funds		0	0	0	0	0	0	0	0	0	0	0	0	0	0	0
(e)	Foreign Portfolio Investors – Individual (FPI)		0	0	0	0	0	0	0	0	0	0	0	0	0	0	0
(f)	Foreign Portfolio Investors – Corporate (FPI)		0	0	0	0	0	0	0	0	0	0	0	0	0	0	0
(g)	Financial Institutions/Banks		0	0	0	0	0	0	0	0	0	0	0	0	0	0	0
(h)	Insurance Companies		0	0	0	0	0	0	0	0	0	0	0	0	0	0	0
(i)	Provident Funds / Pension Funds		0	0	0	0	0	0	0	0	0	0	0	0	0	0	0
(j)	Any Other		0	0	0	0	0	0	0	0	0	0	0	0	0	0	0
(k)	Foreign Institutional Investors		0	0	0	0	0	0	0	0	0	0	0	0	0	0	0
(l)	Qualified Foreign Investor		0	0	0	0	0	0	0	0	0	0	0	0	0	0	0
(m)	Qualified Foreign Investor-Corporate		0	0	0	0	0	0	0	0	0	0	0	0	0	0	0
(n)	Foreign Bodies Corp		0	0	0	0	0	0	0	0	0	0	0	0	0	0	0
(o)	Foreign Nation		0	0	0	0	0	0	0	0	0	0	0	0	0	0	0
	<b>Sub-Total(B)(1)</b>		<b>0</b>	<b>0</b>	<b>0</b>	<b>0</b>	<b>0</b>	<b>0</b>	<b>0</b>	<b>0</b>	<b>0</b>	<b>0</b>	<b>0</b>	<b>0</b>	<b>0</b>	<b>0</b>	<b>0</b>
B1C	Central Government/State Government(s)		0	0	0	0	0	0	0	0	0	0	0	0	0	0	0
	<b>Sub-Total(B)(2)</b>		<b>0</b>	<b>0</b>	<b>0</b>	<b>0</b>	<b>0</b>	<b>0</b>	<b>0</b>	<b>0</b>	<b>0</b>	<b>0</b>	<b>0</b>	<b>0</b>	<b>0</b>	<b>0</b>	<b>0</b>
(3)	Non Institutions																
(a)	Individual Shareholders holding nominal share capital upto 2Lakh		6044	1706313	0	0	1706313	23.93	1706313	0	1706313	23.93	0	0	0	100	1424090
(b)	Individual Shareholders holding nominal share capital in excess of 2Lakh		20	3811934	0	0	3811934	53.46	3811934	0	3811934	53.46	0	0	0	0	3771934
	C AKHILESH REDDY		496500	496500	0	0	496500	6.963	496500	0	496500	6.963	0	0	0	0	496500
	JAYALATA KONDA		485785	485785	0	0	485785	6.812	485785	0	485785	6.812	0	0	0	0	485785
	APPASANI SESHAGIRI RAO		476000	476000	0	0	476000	6.675	476000	0	476000	6.675	0	0	0	0	476000
	CHANDRASEKHAR VELAGALA		350000	350000	0	0	350000	4.908	350000	0	350000	4.908	0	0	0	0	350000
	SULOCHANA ATLURI		350000	350000	0	0	350000	4.908	350000	0	350000	4.908	0	0	0	0	350000
	ANUMOLU GOJURI PRABHAKAR		350000	350000	0	0	350000	4.908	350000	0	350000	4.908	0	0	0	0	350000
	MATTAPARTHY VENKATESWARA RAO		295134	295134	0	0	295134	4.139	295134	0	295134	4.139	0	0	0	0	255134
	NAGOTU PRATAP		250000	250000	0	0	250000	3.506	250000	0	250000	3.506	0	0	0	0	250000

	SEETARAMAIAH DUGGINENI		200000	0	200000	2.805	200000	0	2.805	0	0	0	200000	0	0	0	200000
	PRASANTI VELAGALA		150000	0	150000	2.103	150000	0	2.103	0	0	0	150000	0	0	0	150000
	RAVALI ATTLURI		150000	0	150000	2.103	150000	0	2.103	0	0	0	150000	0	0	0	150000
(c)	NBFCs Registered with RBI	0	0	0	0	0	0	0	0	0	0	0	0	0	0	0	0
(d)	Employee Trusts	0	0	0	0	0	0	0	0	0	0	0	0	0	0	0	0
(e)	Overseas Depositories (Holding DRs)																
	(Balancing Figure)	0	0	0	0	0	0	0	0	0	0	0	0	0	0	0	0
(f)	Bodies Corporate	86	612113	0	612113	8.58	612113	0	8.58	0	0	0	612113	8.58	0	0	609013
	NH SECURITIES PVT LTD		163369	0	163369	2.291	163369	0	2.291	0	0	0	163369	2.291	0	0	163369
	PIVOTAL ENTERPRISES PRIVATE LIMITED		150000	0	150000	2.103	150000	0	2.103	0	0	0	150000	2.103	0	0	150000
	GRENAL INVESTMENTS & PROPERTIES PVT LTD		111123	0	111123	1.558	111123	0	1.558	0	0	0	111123	1.558	0	0	111123
(g)	Any Other	0	0	0	0	0	0	0	0	0	0	0	0	0	0	0	0
	i) Clearing Member	0	0	0	0	0	0	0	0	0	0	0	0	0	0	0	0
	ii) Trust	0	0	0	0	0	0	0	0	0	0	0	0	0	0	0	0
	iii) Non Resident Individuals	7	640	0	640	0.01	640	0	0.01	0	0	0	640	0.01	0	0	640
	iv) Directors and Relatives	2	500000	0	500000	7.01	500000	0	7.01	0	0	0	500000	7.01	0	0	500000
	a) VIVEK REDDY KEESARA		350000	0	350000	4.908	350000	0	4.908	0	0	0	350000	4.908	0	0	350000
	b) MAALAVIKA APPASANI		150000	0	150000	2.103	150000	0	2.103	0	0	0	150000	2.103	0	0	150000
	Sub-Total(B)(3)	6159	6631000	0	6631000	92.99	6631000	0	92.99	0	0	0	6631000	92.99	0	0	6305677
	Total Public Shareholding B = (B)(1)+(B)(2)+(B)(3)	6159	6631000	0	6631000	92.99	6631000	0	92.99	0	0	0	6631000	92.99	0	0	6305677

